

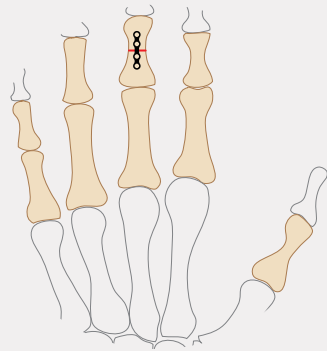
Hand Plating System™

Implant - 1.5

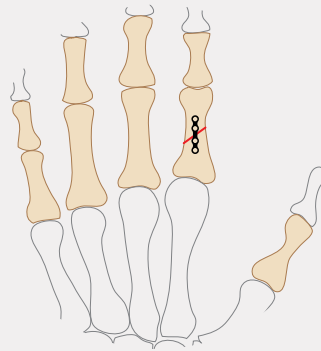
Anatomy / Fracture



Straight Plate



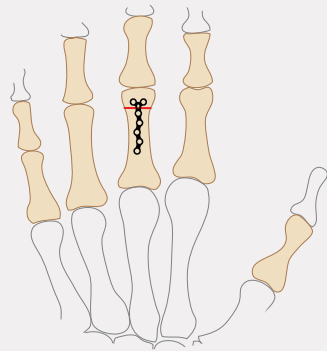
Transverse



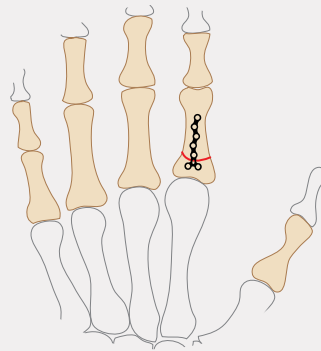
Oblique



T-Plate



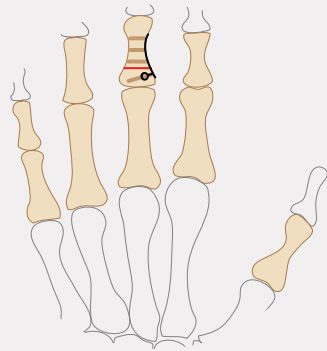
Extra-articular (Neck)



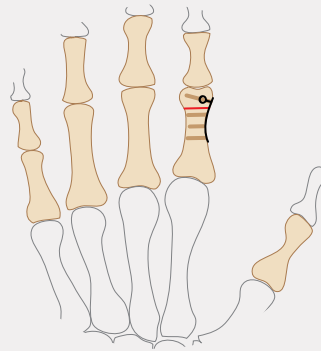
Extra-articular (Base)



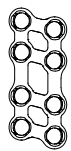
L-Plate



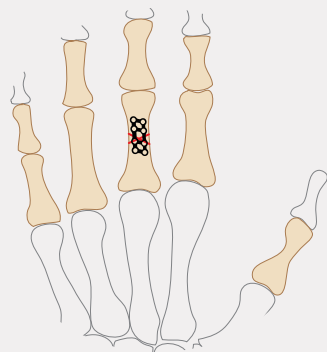
Extra-articular (Base)



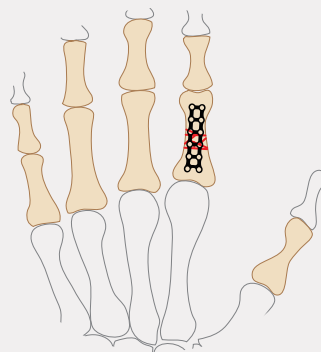
Extra-articular (Neck)



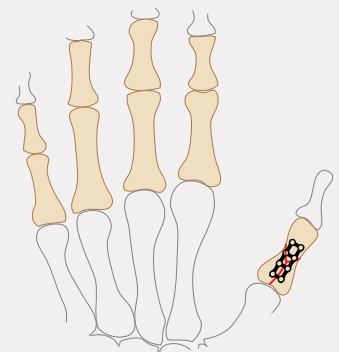
H-Plate



Spiral

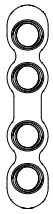


Comminuted

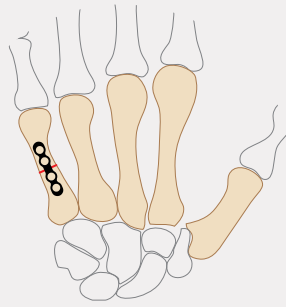


Pilon

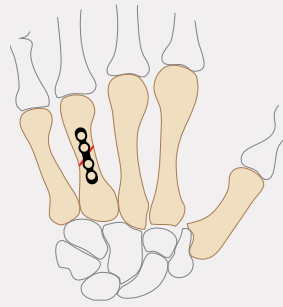
All implants made from surgical grade titanium



Straight Plate



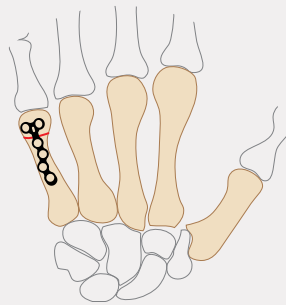
Transverse



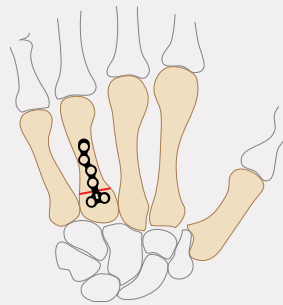
Oblique



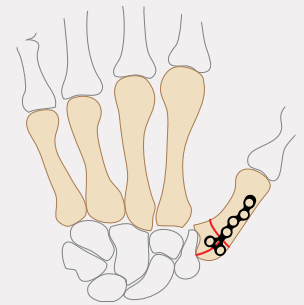
T-Plate



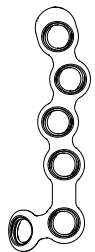
Extra-articular (Neck)



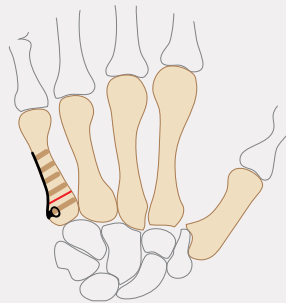
Extra-articular (Base)



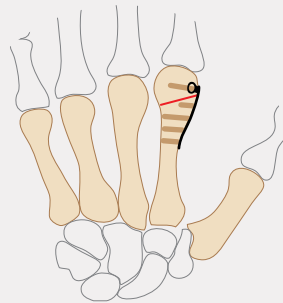
Rolando



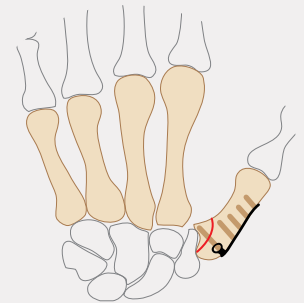
L-Plate



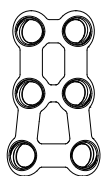
Extra-articular (Base)



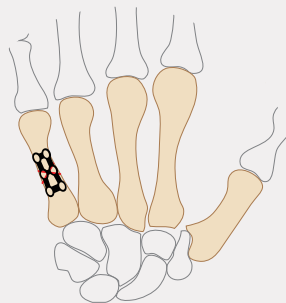
Extra-articular (Neck)



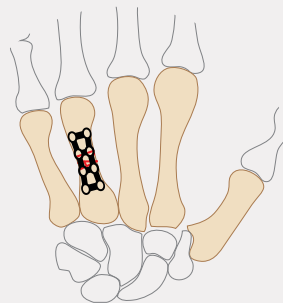
Bennett



H-Plate



Spiral



Comminuted



Straight Plate™

Versatile, locking plate for middle and proximal phalanx shaft fractures

Typical uses:

- Transverse shaft fractures
- Oblique shaft fractures

Sizes: Lengths:

4 Hole	19mm
6 Hole	26mm
16 Hole	71mm



T-Plate™

Pre-contoured implant for malrotated and unstable fractures

Typical uses:

- Phalangeal neck and base fractures

Sizes: Lengths:

7 Hole ⁺	27mm
8 Hole	27mm
11 Hole	37mm
12 Hole ⁺⁺	37mm

⁺Narrow | ⁺⁺Wide



L-Plate™

Typical uses:

- Unicondylar fractures of the proximal phalanx
- Extra-articular neck and base fractures

Size: Length:

5 Hole	18mm
--------	------

Left & Right





H-Plate™

Offset, neutralization plate for complex midshaft fractures

Typical uses:

- Spiral fractures
- Comminuted fractures

Sizes: Lengths:

8 Hole*	19mm
12 Hole	34mm

* Left & Right



IMPLANTS - 2.0 PLATES



Straight Plate™

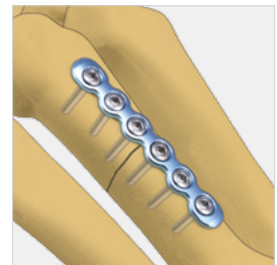
Edge-free contoured plate for proximal phalanx and metacarpal shaft fractures

Typical uses:

- Transverse shaft fractures
- Oblique shaft fractures

Sizes: Lengths:

4 Hole	26mm
6 Hole	35mm
16 Hole	90mm



T-Plate™

Anti-rotation, precision alignment option for metacarpal fractures

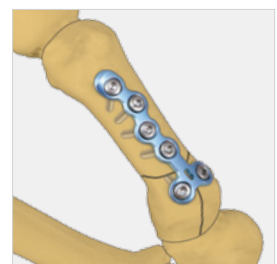
Typical uses:

- Metacarpal neck and base fractures
- Rolando fractures

Sizes: Lengths:

6 Hole ⁺	31mm
7 Hole ⁺	37mm
7 Hole	31mm
8 Hole	37mm

⁺ Narrow



L-Plate™

Rigid fixation for metacarpal extra-articular and intra-articular fractures

Typical uses:

- Extra-articular neck and base fractures
- Bennett fractures

Size: Length:

6 Hole 32mm

Left & Right



H-Plate™

Implant option for reconstruction of complex metacarpal shaft fractures

Typical uses:








- Spiral fractures
- Comminuted metacarpal fractures

Sizes: Lengths:

6 Hole 21mm

8 Hole 29mm



						
Cortical Screw, 1.2mm	Cortical Screw, 1.5mm	Cortical Screw, 1.8mm	Cortical Locking Screw, 1.5mm	Cortical Screw, 2.0mm	Cortical Screw, 2.3mm	Cortical Locking Screw, 2.0mm
PHCS1.2-XX	PHCS1.5-XX	PHCS1.8-XX	PHLS1.5-XX	MCS2.0-XX	MCS2.3-XX	MCLS2.0-XX

Plate

1.5

2.0

Length

04-20mm
(2mm increments)

04-20mm
(2mm increments)

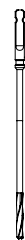
06, 10mm

04-20mm
(2mm increments)

06-20mm
(2mm increments)

06, 10mm

04-20mm
(2mm increments)



Drill

1.0mm

1.2mm

1.6mm

1.6mm



Guide

GUIDE-1.0/1.2

GUIDE-1.6/2.0



Driver

3.0mm Crosshead

1.6mm HEX

General Tools

J Driver Handle
JHNDL



Forceps
FORCP



Plier Bender
PLRBNDR



Plate Cutter
PLTCUTR-HPS



Bone Reduction Clamp
BRFC



Guides

Metacarpal Guide 1.6
MCGUIDE-1.6



Metacarpal Variable Angle Guide 1.6
MCVGUIDE-1.6



Drill Guide 1.0/1.2
GUIDE-1.0/1.2



Drill Guide 1.6/2.0
GUIDE-1.6/2.0



Gauges

Depth Gauge 1.0/1.2
GAUGE-1.0/1.2



Depth Gauge 1.6/2.0
GAUGE-1.6/2.0



TriMed, Inc. | 27533 Avenue Hopkins | Santa Clarita, California 91355
T. 800-633-7221 T. 661-255-7406 F. 661-254-8485
www.trimedortho.com



© 2016 TriMed, Inc. All rights reserved.

Patent Coverage: TriMed, Inc. products are covered by patents issued in the U.S. and in foreign jurisdictions. The presently issued U.S. patents are: 5,709,682; 5,931,839; 5,941,878; 6,077,266; 6,113,603; 7,037,308; 7,195,633; 7,540,874; 8,177,822; 8,821,508; 8,906,070; 9,089,376; 9,283,010; 9,220,546.

The technique presented is one suggested surgical technique. The decision to use a specific implant and the surgical technique must be based on sound medical judgment by the surgeon that takes into consideration factors such as the circumstances and configuration of the injury.